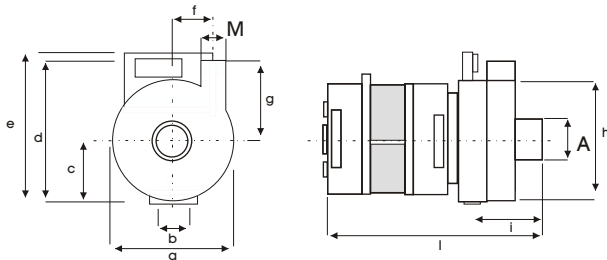
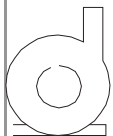




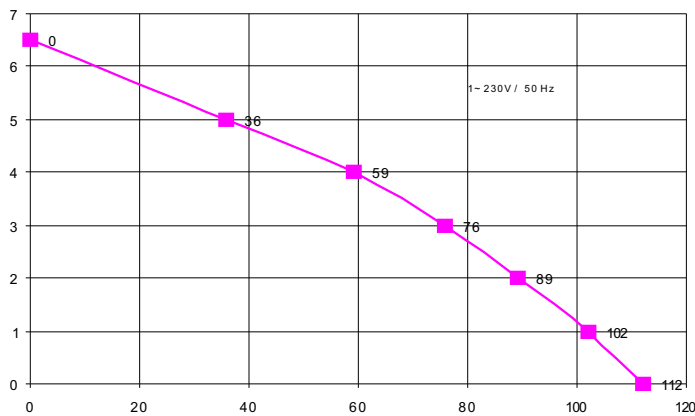
ZFCi 121dx

kW 0.24 Hm 6.5 max
Hp 0.32 L/1' 112 max



	DX	A1	M1
	L2	28	28

mod	a	b	c	d	e	f	g	h	i	l	m	n	o	kg
ZF121	102	24,5	51,2	121	132	27,5	70,1	102	65	196				3,0



H m	0	1	2	3	4	5	6,5
L / 1'	112	102	89	76	59	36	0

Corpo pompa Pump Body Pumpengehaus	PP 30 GF
Girante Chiusa Closed Impeller Geschl.	PPO 20 GF
Albero motore Motor Shaft Motorwelle	AISI 430 F
Tenuta meccanica. Mechanical Seal Gleitringdichtung	GRAFITE/CERAMICA CARBON/CERAMIC KOHLE/KERAMIK

Potenza motore Motor power Motor Leistung	Hp	kW
	0,31	0,23
Tensione/Frequenza Tension/Frequency Spannung/Frequenz	1~V/Hz 230/50	
Corrente assorbita Power consumption Stromaufnahme	A 1,1	
GPM RPM UPM	2800	
Condensatore Motor Power Motor Leistung	6,3 µF	
Protezione termica Thermal Overload Überlastschutz	155 °C	
Classe isolamento Insulation class Isolationsklasse	F	
Grado protezione Protection class Schutzklasse	IP 00	
Servizio Duty Betriebsart	S1	CONTINUO CONTINUOS DAUERBETRIEB

Ci riserviamo il diritto di apportare modifiche tecniche

We reserve the right of technical modifications

Technische Änderungen vorbehalten